

# Lesson 5-1 Graph Proportional Relationships

A way to determine whether two quantities are proportional is to graph them on a coordinate plane. If the graph is a straight line through the origin, then the two quantities are proportional.

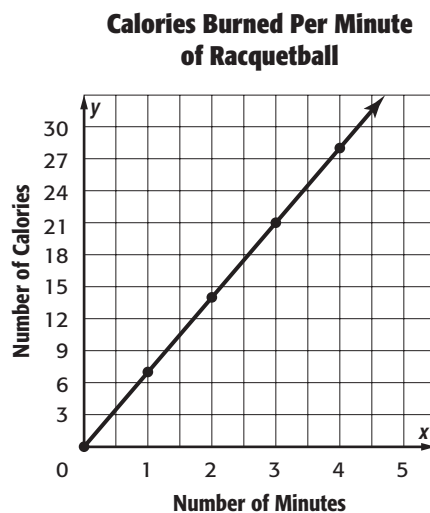
## Example 1

A racquetball player burns 7 Calories a minute. Determine whether the number of Calories burned is proportional to the number of minutes played by graphing on the coordinate plane.

**Step 1** Make a table to find the number of Calories burned for 0, 1, 2, 3, and 4 minutes of playing racquetball.

Time (min)	0	1	2	3	4
Calories Burned	0	7	14	21	28

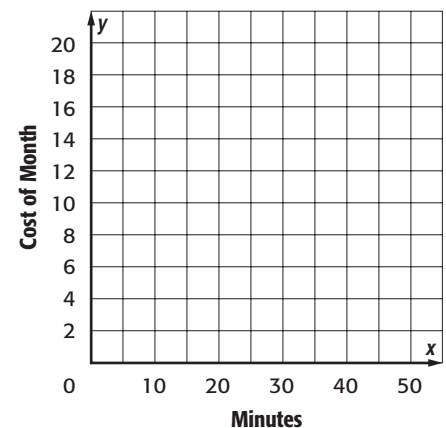
**Step 2** Graph the ordered pairs on the coordinate plane. Then connect the ordered pairs.



The line passes through the origin and is a straight line. So, the number of Calories burned is proportional to the number of minutes of racquetball played.

## Exercise

- Shontell spends \$7 a month plus \$0.10 per minute. Determine whether the cost per month is proportional to the number of minutes by graphing on the coordinate plane.



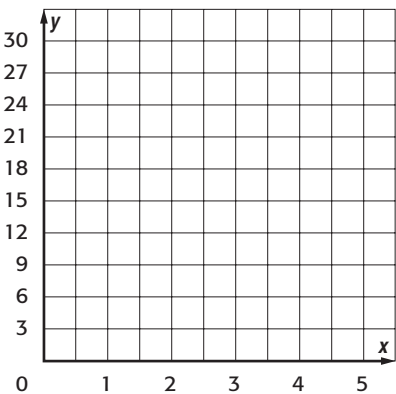
# Lesson 5-1 Skills Practice

## Graph Proportional Relationships

Determine whether the relationship between the two quantities shown in each table are proportional by graphing on the coordinate plane.

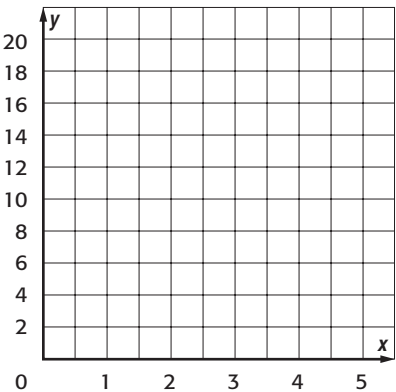
1.

Volume of a Cube	
Side Length (ft)	Volume (ft <sup>3</sup> )
1	1
2	8
3	27



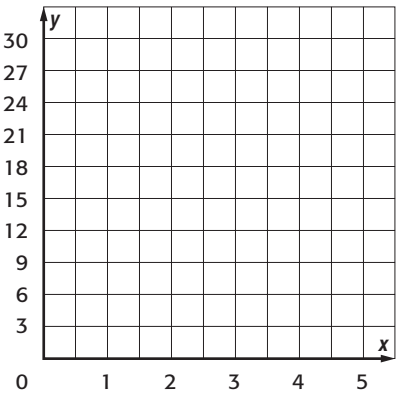
2.

DVD Rental	
Number of DVDs	Cost (\$)
1	7
2	9
3	11



3.

Gallons of Gas Used Per Hour	
Number of Hours	Gallons of Gas
3	15
4	20
5	25



Copyright © The McGraw-Hill Companies, Inc. Permission is granted to reproduce for classroom use.