

Classifying Angles

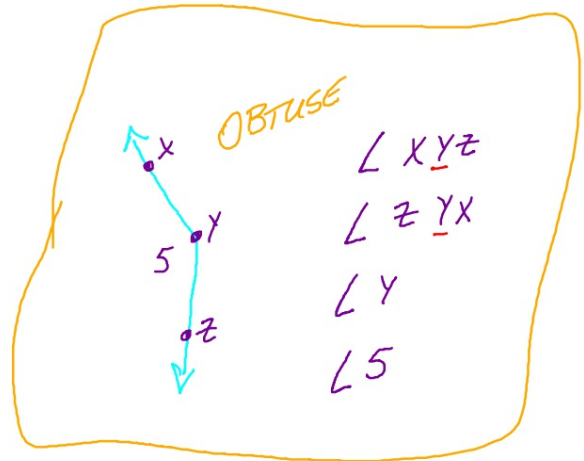
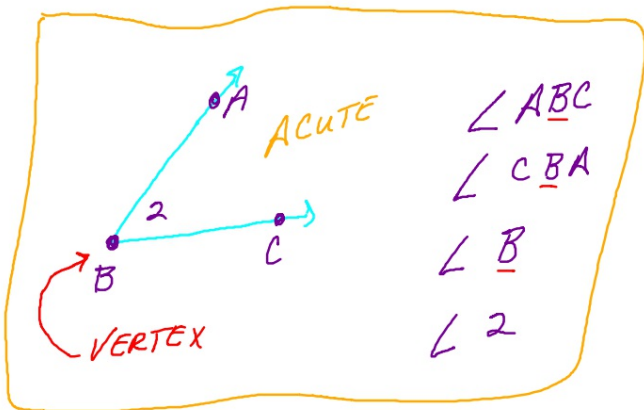
ACUTE
ANGLES
 $< 90^\circ$

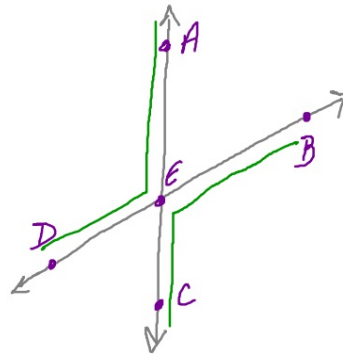


RIGHT
ANGLES
 $= 90^\circ$



OBTUSE
ANGLES
 $> 90^\circ$





ANGLES
 $\angle AEC$
 $\angle DEB$
 $\angle AEB$
 $\angle AED$
 $\angle DEC$
 $\angle BEC$

ADJACENT ANGLES
 $\angle BEC$ $\angle AED$
 $\angle BEA$ $\angle CED$

$\angle AEB$ $\angle BEC$
 $\angle AED$ $\angle DEC$

VERTICAL ANGLES
 $\angle AEB$
 $\angle DEC$
 $\angle AED$
 $\angle BEC$

STRAIGHT ANGLES
 $\angle DEB$
 $\angle AEC$